



COMMUNITY BASED RITES OF PASSAGE FOR YOUTH

GETTING THEM STARTED & KEEPING THEM GOING

By Sandy Sohcot and Frederick Marx





There are many different ways to create rites of passage to initiate the youth in your community, and no specific rights or wrongs, other than incorporating the main elements of a rite of passage—separation, ordeal and return.

Given that it may be somewhat daunting to know just how to get started, we have put together the following information as a guide to organizing and implementing a rite of passage that is oriented to bringing together a number of members of the community, along with their affiliated organizations and public entities, to collaboratively and joyously initiate and celebrate their youth. This guide is one that can be easily modified as appropriate for your environment.



See our full presentation describing rites of passage elements
bit.ly/rop-why-and-how



FIRST STEPS



- Name the community to be involved in the rite of passage initiative, such as a specific city or neighborhood;
 - Face-to-face, in person rites of passage are ideal, especially given the ubiquity of phones and computers intermediating much of human experience today. That said, we recognize the significance of many online communities, especially those of young people, whose members are fiercely loyal and harmonious. We believe these communities too can be mobilized and included to create and execute effective rites of passage, either in collaboration with ones “on the ground” or, by necessity, on their own.



- Identify the main organization or public agency and its representative to be the champion of the initiative.
 - This could be a department within a government agency, such as a governor’s or mayor’s office, a local supervisor’s or city council member’s office, or local public school, or a non-profit organization that serves the youth and families of the community.
 - The champion of the initiative is the person willing to take on coordination and administration of the initiative’s activities, from convening planning sessions to providing oversight and follow-up to the agreed-upon process.



FIRST STEPS



- Identify the other community entities to be involved in the planning and implementation of the rite of the passage, and the people to represent them. Entities can include:
 - Other departments in the champion's organization that also connect with youth and families
 - Local school(s)
 - Local business organizations, such as a chamber of commerce or merchant's council
 - Public Safety offices
 - Non-profit organizations that provide creative arts and cultural activities for youth and families
 - Independent parent, citizen, neighborhood and other stakeholder organizations not necessarily tied to an institution
 - Public offices representing the community, including the local governing representative(s), the state and federal representatives
 - The representatives of these offices, while not necessarily directly involved in the rite of passage, can provide certificates of recognition and offer other resources supportive of the effort.



- Identify and connect with possible funding resources, including community foundations and corporations based in the community, along with public agencies supporting youth and families.



GET THE RITE OF PASSAGE TEAM TOGETHER TO PLAN THE RITE OF PASSAGE AND ITS IMPLEMENTATION



- Schedule a date to convene an initial virtual meeting to bring together the identified participants to introduce the rite of passage concept, its importance to the community, and to gain commitment of everyone's involvement, outlining the planned meeting times to fully plan the initiative;



- Develop a meeting calendar to fully develop the rite of passage.



CARRY OUT PLANNING MEETINGS TO DEFINE AND DEVELOP THE RITE OF PASSAGE AND SECURE ITS FUNDING



- Convene meetings of the participants to reach consensus on the following planning elements:
 - *Optimal outcomes of the process, including*
 - What the participating youth gain as a result their involvement in the process
 - What the participating adults gain as a result of their involvement, such as broadening and deepening of relationships
 - How the broader community is impacted
 - Note: As part of defining these outcomes, it is important to also identify how to best evaluate what has actually been achieved.*
 - *Desired components of the process, including*
 - Types of efforts asked of the youth, such as critical thinking, experience with different types of disciplines and activities, and contributions to community well-being
 - Physical environment(s) for the process
 - Role of the creative arts
 - Desired duration of the process and optimal schedule from start to completion
 - Process milestones and how youth are to be supported and acknowledged throughout the process
 - Involvement of adults throughout the process
 - Type of celebration and acknowledgement at the end of the process
 - *Details of the process to support desired outcomes and components, including:*
 - Age range of the participants
 - Selection process
 - Study areas to be included
 - Other experiences to be included
 - Proposed process and associated logistical details
 - Culminating presentation components
 - Plans for keeping the youth connected with adults, each other and community members following the completion of the process



- Finalize proposed rite of passage plan, including roles of all participants




- Complete a final budget and secure funding.

PLANNING PROCESS EXAMPLES

Here is the write-up of the planning process used to develop *The World As It Could Be Is Within Reach* Rite of Passage Program. Please feel free to utilize any of the presented information in your own discussions.

Visit our Rite of Passage page to access resources theworldasitcouldbe.org/twaicb-rite-of-passage



Warrior Films has specific *Rite of Passage* toolkits and curricula for partnering with societal sectors, including faith-based institutions, high schools, colleges and universities, therapists and counselors, community non-profits and parents, available at warriorfilms.org/rop-toolkits or by contacting Frederick@Warriorfilms.org



RITE OF PASSAGE BUDGET GUIDE


The following page shows the budget developed for first year of The World As It Could Is Within Reach Rite of Passage, as a guide to creating your own budget.

The budget was created as an Excel worksheet.



Budget for The World As It Could Be is Within Reach Rite of Passage
Reflects weekly sessions for 9 months between September 2014 and May 2015, with 20 participants

Activity	Cost Components	Projected Cost	Cost Explanation
Program Coordination	Compensation to Project Coordinator	10,000	Compensation covering coordination between April 2014 and May 2015
Meeting with all Rite of Passage Participants to plan orientation meetings & other	1/2 day meeting at REACH with food and beverages	500	4 hours @ \$75 per hour for TWAICB team member; 10 people at \$20 per person for food and beverages
REACH Team Orientation	Participation of TWAICB Team member(s), Food and Beverages	825	3 hours @\$75 per hour for TWAICB team member; 30 people at \$20 per person for food and beverages
Participant & Family Orientation	Participation of TWAICB Team member(s), Food and Beverages	1,375	3 hours @\$75 per hour for TWAICB team member; 50 people at \$20 per person for food and beverages
Materials	Journals, supplies, t-shirts, Certificates	600	Cost of \$30 per participant
Videography of Process	Warrior Films documentation	5,000	Cost for Frederick Marx & Warrior Films Team to document the process
Home Room Staffing	TWAICB Team member(s) at weekly home room sessions	6,300	4.2 weeks per month for 10 months of TWAICB team member attending home room sessions: assume 2 hours per week at \$75 per hour
Home Room Food & Beverages	Provide refreshments for home room sessions	1,050	4.2 weeks per month for 10 months, with 25 people having food at cost of \$25 per session
Culminating Presentation Preparation &	TWAICB Team member providing guidance; equipment rental	2,000	Honorarium of \$1,000 for TWAICB team member; \$1,000 for Production costs
Culminating Presentation Reception	DJ, Food and Beverages for 150 people	3,300	\$300 for DJ; \$20 per person for food & beverages
Monetary Reward for Participants	\$500 savings account for each participant	10,000	
Total Costs		40,950	



CONTACT US

To get any additional assistance in using this information to create your community's rite of passage, please contact us:

sandy@theworldasitcouldbe.org

yvonne@theworldasitcouldbe.org

